

TEL. 9575997, 9567298, 9554725

JANATA BANK LIMITED

For Previous Rate Sheet Click

PABX-575,

TREASURY DEPARTMENT

<https://goo.gl/URA0t4>

Mail: fxdeal@janatabank-bd.com

HEAD OFFICE, DHAKA

Exchange Rate Circular - 20

**INDICATIVE ONLY: Rates may vary in the**

DATE : 28 Jan 2020

EFFECTIVE DATE: 28 Jan'2020

same day

Tuesday

A) CROSS RATE OF SYD, TOK, HKG &amp; S.E. ASIAN MARKETS AS ON 28/01/2020

	GBP/USD	EUR/USD	USD/JPY	USD/C.DLR	USD/S.FRA	AUD/USD
SELLING	1.3055	1.1021	108.9900	1.3189	0.9702	0.6790
BUYING	1.3053	1.1020	109.0000	1.3191	0.9704	0.6790

B) JANATA BANK LTD'S CASH

CURRENCY &amp; T.C TO PUBLIC TK PER UNIT OF FOREIGN CURREN

SELLING	CURRENCY	BUYING	SELLING	CURRENCY	BUYING
88.0000	US Dollar	87.0000	23.6000	Saudi Riyal	22.7000
113.0000	G. B. Pound	110.0000	23.7000	UAE. Dirham	23.0000
95.7000	Euro	93.1000	20.7000	MAL.Ringit	19.4000
59.7000	Aus. Dollar	57.7000	1.2600	Indian Rupee	1.2000

BE SAME AS SELLING T.T.&amp; O.D AND BUYING O.D. TRANSFER

C)	SELLING		NAME OF CURRENCY	BUYING			
	T.T.& O.D.	B.C.		T.T.CLEAN	T.T.DOC	O.D.SIGHT EXP.BILLS	O.D. TRANSFER
	84.9500	84.9500	US Dollar	84.2000	84.1500	84.1000	83.9000
	111.8419	111.9811	G. B. POUND	110.5372	110.2198	109.9971	109.5544
	95.8177	95.9508	EURO	94.5055	94.1563	93.9339	93.0615
	0.8016	0.8070	JP.YEN	0.7806	0.7738	0.7725	0.7698
	66.4164	66.5604	CAN.DLR	66.2914	66.1177	65.9203	65.3129
	88.2086	88.3795	SWISS.FRANC	87.5454	87.3527	87.2679	87.1632
	222.1935	222.7579	OMANIAN RIYAL	219.1273	218.8935	218.2515	217.9295
	11.0000	11.4053	H.K.DLR	10.8959	10.8843	10.8525	10.8207
	64.2284	65.7005	SING.DLR	64.4107		64.1624	62.5204
	2.7804	2.7914	THI.BAHT	2.7528		2.7419	2.7339
	20.9601	21.0174	MAL.RINGIT	20.7440		20.6615	20.6010
	23.3010	23.3092	UAE.DIRHAM			22.9816	22.9143
	22.8146	22.8726	SAUDI RIYAL			22.5037	22.4400
	23.4874	23.9392	QATAR RIYAL				22.7013
	285.0420	285.3409	KUWAIT DINAR				276.0000
	224.0508	224.1304	BAHRAIN DINAR				219.2360
	13.0811	13.2921	CHINESE YUAN				12.5801

D) USANCE RATE:	30 DAYS	60 DAYS	90 DAYS	120 DAYS	150 DAYS	180 DAYS
US Dollar	83.5988	83.1077	82.6165	82.1253	81.6342	81.1430
G. B. POUND	109.3523	108.7075	107.7864	107.4179	106.7731	106.1283
EURO	93.3826	92.8313	92.0438	91.7288	91.1775	90.6262

E) FORWARD RATE:		1 MONTH	2 MONTHS	3 MONTHS	6 MONTHS	1 YEAR
SELLING	US Dollar	86.0894	86.5287	86.9181	88.2861	0.0000
BUYING	US Dollar	85.0982	85.1964	85.4946	85.6893	0.0000


F) NFCD INTT RATE, EFFECT ON: 16.01.2020 To 31.01.2020	1 MONTH	3 MONTHS	6 MONTHS	12 MONTHS
US Dollar	1.41963	1.59263	1.61450	1.71313
G. B. POUND	0.43063	0.50775	0.55500	0.61463
EURO	0.00000	0.00000	0.00000	0.00000


G) LIBOR AS ON 27/01/2020, 60 DAYS 1.77213 90 DAYS 1.77450 180 DAYS 1.78350


H) INDICATIVE RATE OF 01 SDR, USD WITH NTL, CUR OF ACU MEMBERS AS IMF RATE 24/01/2020	IN.RS	N.RS	SL.RS	PK.RS	BD TK	USD
USD 1	71.3756	115.0130	182.9710	140.6296	84.5800	
SDR 1	98.2878	158.3787	251.9603	193.6540	116.4709	1.3771


IN CASE OF AUS. DOLLAR CASH RATE WILL BE USED FOR T.T ALSO

Rates mentioned in row C, D, E and F are applicable only for bank's own customers.

  
 Md. Nur Islam  
 PO  
 Prepared By

  
 Md. Mokhlesur Rahman  
 SPO  
 Checked By

  
 M.M. Awrangzeb  
 AGM  
 Authorised Signature

  
 Md. Tofazzal Hossain  
 DGM  
 Authorised Signature